

















# LIMIT SWITCHES SPARE COMPONENTS



## SPARES FOR LEVER OPERATED LIMIT SWITCHES(10AMPS)

|  |  |   |  |
|--|--|---|--|
|  <p><b>BUSHES / CAM SHAFT</b></p> |  <p><b>CAMS</b></p>   |  <p><b>CONTACT ELEMENT ASSEMBLY</b></p> |  <p><b>LEVER FOR 10 A</b></p>                     |
|  <p><b>END BUSH</b></p>           |  <p><b>SPRING</b></p> |  <p><b>STOPPER</b></p>                  |  <p><b>SET OF FIXED &amp; MOVING CONTACTS</b></p> |

## SPARES FOR LEVER OPERATED LIMIT SWITCHES(40AMPS)

|  |  |   |  |
|--|--|---|--|
|  <p><b>BUSHES / CAM SHAFT</b></p> |  <p><b>CAMS</b></p>   |  <p><b>CONTACT ELEMENT ASSEMBLY-40A</b></p> |  <p><b>LEVER FOR 40 A</b></p>                     |
|  <p><b>END BUSH</b></p>           |  <p><b>SPRING</b></p> |  <p><b>STOPPER</b></p>                      |  <p><b>SET OF FIXED &amp; MOVING CONTACTS</b></p> |