

# MDT 400-46 (MILL DUTY THRUSTER BRAKES)




## INTRODUCTION

Thruster Brake is a device to retard the speed of moving machinery and to stop it accurately to the desired position. The breaking force is applied to the brake shoes by a pre-stressed compression spring. The shoes press on the rotating brake drum retarding its speed, and finally stopping it.

## TECHNICAL DATA

ITEM	BRAKE	THRUSTER
MODEL	MDT - 400-46	ST- 545
DRUM DIA	400 mm	.....
BRAKE SHOE	Asbestos free/BA	.....
BRAKING TORQUE	110 Kg-m	.....
THRUST	.....	46 Kg
STROKE	.....	50 mm
OIL + CAPACITY	.....	Transformer Oil 3 Litrs
RATED VOLTAGE	.....	415V±10%,3PhAC,50Hz
CURRENT AT 415 V AC	.....	0.6 Amps
POWER	.....	180 Watt
INSULATION	.....	F Class
INGRESS PROTECTION	.....	IP-55 IS/IEC 60529(2001)
SURFACE TEMPERATURE	.....	+50°C
WEIGHT	65 kg	16 kg
POWDER COATING	Colour RAL 7021	.....
<b>OPTION</b>		
LAF	Asbestos Free Liner	.....
LWI	Lining Wear Indicator	.....
OL	Open Brake Limit Switch	.....
MS	Manual Opening & Locking System	.....



## SELECTION OF BRAKE SIZE

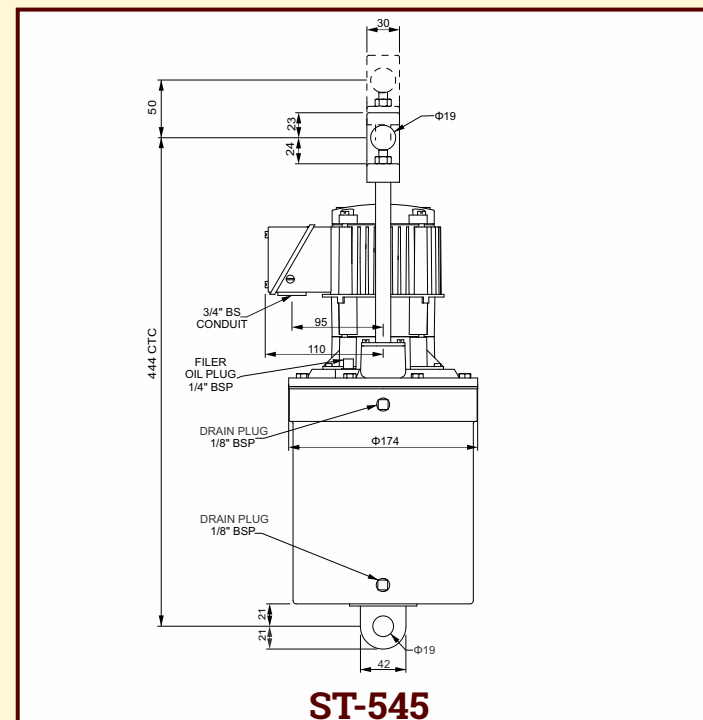
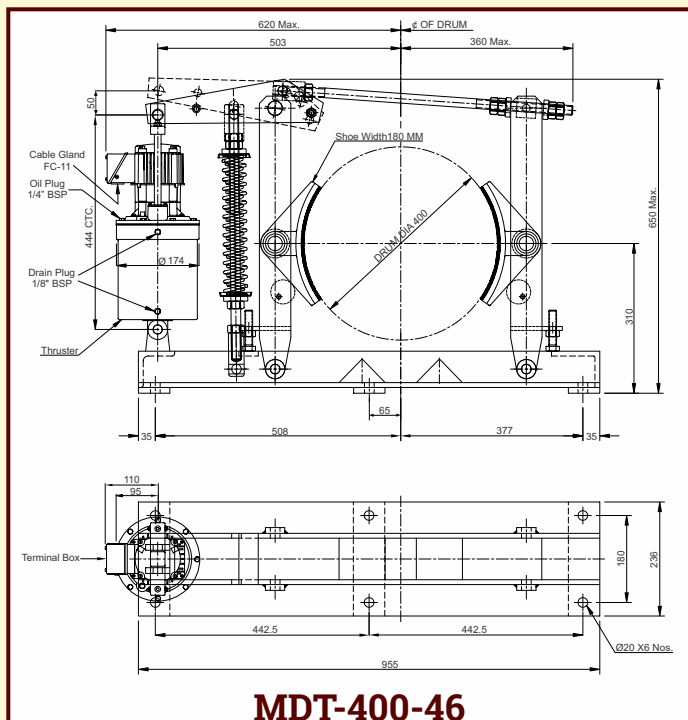
Electo-hydraulic thruster is a device which develops linear thrust (or force) required to operate the required mechanism. The input to the device is three phase supply.

The brake torque must be = > than motor full load as referred with drum. Formula as below:

$$T = \text{Torque in Kgm} = \frac{716 \times \text{Hp}}{\text{rpm}}$$

$$T = \text{Torque in Nm} = \frac{9552 \times \text{Kw}}{\text{rpm}}$$

Where Hp/Kw = motor output & rpm = Rev/minute



H. O. Unit - I : C-15/16, Nand Jyot Industrial Estate, Andheri-Kurla Road, Mumbai - 400072,  
Tel : (022) 42469700/730  
E-mail : sales@socgroup.in

Unit - II: Plot No. 4912, G. I. D. C., Phase IV, Vatva, Ahmedabad - 382445  
Tel.: (079) 68169700/702/712  
E-mail : enquiry2@socgroup.in

Visit us at :  
www.speedcontrols.com  
www.socremote.com

**SPEED-O-CONTROLS PVT. LTD.**  
**CRANE CONTROL GEAR**