

















# LIMIT SWITCHES SPARE COMPONENTS



## SPARES FOR COUNTER WEIGHT LIMIT SWITCHES(10AMPS)

 <p><b>BUSHES / CAM SHAFT</b></p>	 <p><b>CAMS</b></p>	 <p><b>CONTACT ELEMENT ASSEMBLY</b></p>	 <p><b>COUNTER WEIGHT WITH WIRE ROPE</b></p>
 <p><b>END BUSH</b></p>	 <p><b>SPRING</b></p>	 <p><b>STOPPER</b></p>	 <p><b>SET OF FIXED &amp; MOVING CONTACTS</b></p>

## SPARES FOR COUNTER WEIGHT LIMIT SWITCHES(40AMPS)

 <p><b>BUSHES / CAM SHAFT</b></p>	 <p><b>CAMS</b></p>	 <p><b>CONTACT ELEMENT ASSEMBLY-40A</b></p>	 <p><b>COUNTER WEIGHT WITH WIRE ROPE</b></p>
 <p><b>END BUSH</b></p>	 <p><b>SPRING</b></p>	 <p><b>STOPPER</b></p>	 <p><b>SET OF FIXED &amp; MOVING CONTACTS</b></p>